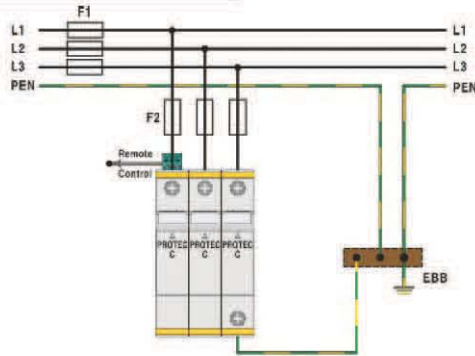


DVSC400 45 3 TNC

**Multi-pole
Surge Arrester**

$I_{max} = 45kA$ per pole (8/20)

TN-C Network (Three-phase)



Technical data

Type

In accordance with	IEC-61643-1
Max. continuous operating voltage (AC/DC) U_c	320/420V
Nominal discharge current (8/20) I_n	20kA per pole
Max. discharge current (8/20) I_{max}	45kA per pole
Protection level U_p	< 1.5kV
Follow current I_f	NO
Response time t_A	< 25ns
Residual current at U_c I_{PE}	< 1.5mA
Thermal protection	YES
Terminal screw torque	max. 4.5Nm
Back-up fuse (if mains > 125A)	125A gL
Short-circuit withstand current	25kA / 50Hz
Temperature range	- 40°C + 80°C
Terminal cross section	35mm ² (solid) / 25mm ² (stranded)
Mounting EN 60715	35mm top-hat rail
Degree of protection	IP 20
Housing material	thermoplastic; extinguishing degree UL 94 V-0
Dimensions DIN 43880	3TE
Weight per unit	352g

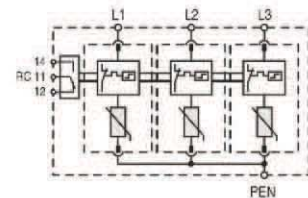
DVSCR400453TNC (with remote contacts)

Remote contacts	YES
Contact ratings	AC: 250V/0.5A; 125V/3A
Terminal cross section	max. 1.5mm ²
Remote terminal torque	0.25Nm
Weight per unit	357g

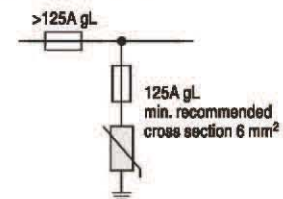
Packaging dimensions (single unit)	109 x 78.5 x 60mm
------------------------------------	-------------------

Connection diagram

DVSC400 45 3 TNC



Selection of back-up fuse



Dimensions

